

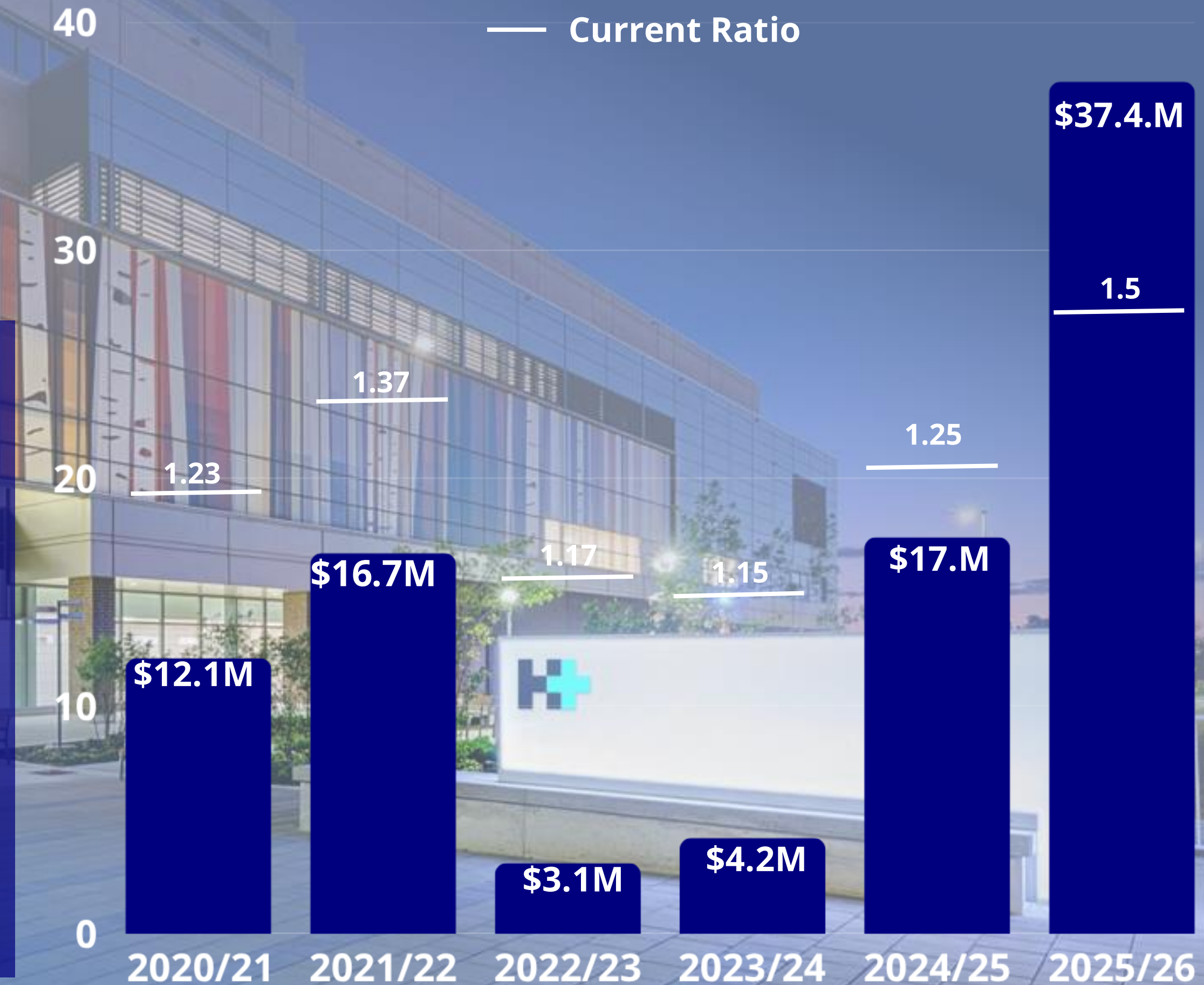
Tomorrow's
Healthcare,
Today.

● Actual Surplus
— Current Ratio


2025 / 2026 Year in Review

Six Consecutive Years of Operational Surplus

- FY 2025-26: One-time volume funding and PY MOH settlements
- FY 2024-25: One-time volume funding of \$14M
- FY 2023-24: 10 Year Refresh of Minor Equipment
- FY 2022-23: Unplanned Accrual for Bill 124
- FY 2021-22: One-time Rebate of \$4.2M for Innovation
- FY 2020-21: One-time Working Capital Relief of \$5.7M



Financial Health and Liquidity



45% reduction in loan balance since 2014/15



\$167M increase in investment portfolio since 2014/15

Top Performing in Operational Efficiency & Total Margin



New and Transformational Funding

Transformational \$50M Donation from Hennick Family



\$5M Investment for James B Neil Centre for Applied Simulation & Innovation



New MOH Funding Announcements



**MOH Funding for Family
Medicine Teaching Unit**

Capital and Operating Funding for New Adult Behavioural Unit at Finch



2025-26 Clinical Highlights

Achieved \$8.8M of Incremental Growth Funding

240 more babies delivered



25% reduction in average wait time for MRI & 1400 additional cases completed



20% reduction in wait time to see Physician in ED



101% avg Occupancy for Inpatient Medicine (105% to 115% in Q3 & Q4)



2025-26 Operational Highlights

Back-office Technology Modernization



Commenced the Implementation of new ERP & Business Intelligence Systems



Continued progress of HRIS system refresh



2025-26 Operational Highlights

Implemented in-house Management model for Environmental Services and Portering




Opened Tim Hortons at Church Site to enhance staff engagement



Planning in progress to open Tim Hortons at Finch Site

10 Year Anniversary of Wilson Site

Total Emergency Visits



Total Weighted Cases



Total ^{incl RCC's} Beds **1,095** (2025)



Total OR Cases



Total Staff



Current Ratio & Accumulated Surplus

